

## FUND OBJECTIVE

To achieve higher returns than the benchmark over the medium to long term\*, while preserving capital\*\* and providing opportunity for income.

Note: \*The Manager regards 3-5 years as medium term and more than 5 years as long term.

Note: \*\*Opus SIF is neither a capital guaranteed fund nor a capital protected fund.

## FUND INFORMATION

Inception Date	20 Sep 2013
Trustee	CIMB Commerce Trustee Berhad
Financial Year End	30 June
Fund Type / Category	Not Applicable
Base Currency	Ringgit Malaysia
Benchmark	Maybank 12-Month Islamic Fixed Deposit Rate
NAV per Unit	RM 1.0548
Fund Size	RM 46.02 million

## FEES, CHARGES AND EXPENSES

Management Fee	Up to 1.00% per annum of the NAV of the Fund
Trustee Fee	Up to 0.05% per annum of the NAV of the Fund, subject to minimum of RM12,000 p.a.
Sales Charge	Nil
Redemption Price Date	T+4 business day
Redemption Payment Period	Within 10 business days

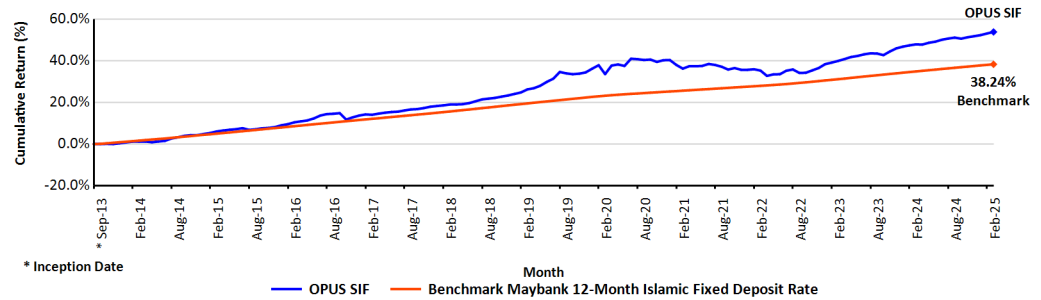
## TRANSACTION DETAILS

Minimum Initial Investment	RM250,000
Minimum Additional Investment	RM10,000

Opus Asset Management Sdn Bhd  
[199601042272 (414625-T)]  
B-19-2, Northpoint Offices  
Mid Valley City  
No. 1, Medan Syed Putra Utara  
59200 Kuala Lumpur

Tel No:  
+603-2288 8833 (Client Services)  
Website: [www.opusasset.com](http://www.opusasset.com)  
Investor Portal: [touch.opusasset.com](http://touch.opusasset.com)

## PERFORMANCE CHART SINCE INCEPTION (%)



Source: Opus Asset Management Sdn Bhd

## CUMULATIVE PERFORMANCE

	YTD	1 Month	3 Months	6 Months	1 Year	3 Years	5 Years	Since Inception	Annualised Since Inception (%p.a.)
Fund (%)	1.35	0.48	1.35	1.80	4.03	13.69	15.14	53.75	3.80
Benchmark (%)	0.59	0.19	0.59	1.22	2.55	8.07	12.23	38.24	2.85

## YEARLY PERFORMANCE

	2016	2017	2018	2019	2020	2021	2022	2023	2024	2025 YTD
Fund (%)	4.32	4.52	4.58	8.97	4.34	(3.27)	0.62	6.91	3.98	1.35
Benchmark (%)	3.31	3.10	3.35	3.19	2.22	1.85	2.24	2.85	2.64	0.59
Income Distribution (Sen/Unit)	9.45	4.00	3.65	5.65	5.25	0.65	0.33	2.60	3.60	0.95
Distribution Yield (%)	7.09	3.72	3.67	5.78	4.94	0.62	0.34	2.63	3.44	0.80

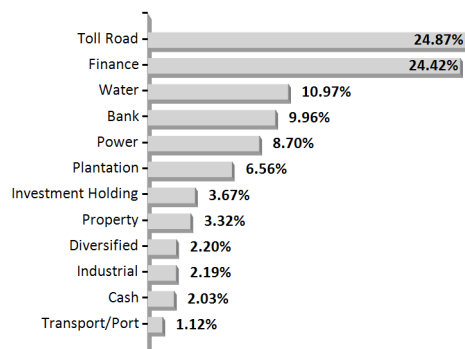
Source: Opus Asset Management Sdn Bhd

The yield of the distribution are calculated based on the total distribution payout divided by the average NAV of the calendar year.

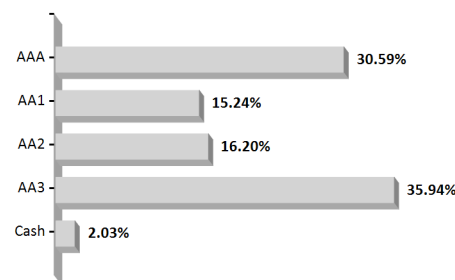
## MOST RECENT INCOME DISTRIBUTION

	28 Oct 2024	26 Nov 2024	23 Dec 2024	22 Jan 2025	24 Feb 2025	24 Mar 2025
Sen / Unit	0.40	0.40	0.41	0.25	0.35	0.35

## SECTOR ALLOCATION\*



## CREDIT PROFILE\*



## TOP HOLDINGS\*

TOP 5 HOLDINGS	Rating	%
1. Air Selangor SRI 5.28% 24.07.37	AAA	8.2%
2. KESTURI 4.75% 02.12.27	AA-	6.4%
3. Sabah Credit Corp 4.85% 22.12.26	AA1	5.9%
4. KESTURI 4.75% 02.12.26	AA-	5.8%
5. AEON CREDIT 4.13% 14.11.29	AA3	4.5%

## PORTFOLIO POSITION

Portfolio Duration	5.3 years
Portfolio Yield (Market)	4.08%
Average Rating	AA2

\*The data provided above is that of the Fund and is a percentage of NAV. All figures are subject to frequent changes on a daily basis, and the total might not add up to 100% due to rounding.

Note: The information contain in the fund fact sheet is derived from internal data of Opus Asset Management Sdn Bhd unless otherwise stated.

**MANAGER'S COMMENT:**

We continue to observe the extent of tariffs effects to translate into growth cut. We expect the easing cycle to continue globally as government brace for slower economic growth. We pay close attention for any downside risk to growth and any upward inflation pressure. On the local front, we expect the Malaysia bond market to be supported by the resilient economy, improving fiscal position, and strong demand from local institutions.

As such, we aim to lengthen our duration range to 5 - 7 years with focus on corporate credits while taking opportunity to trade on the long government bonds.

*Note: The information contain in the fund fact sheet is derived from internal data of Opus Asset Management Sdn Bhd unless otherwise stated.*

Based on the Fund's portfolio returns as at 28 February 2025, the Volatility Factor (VF) for this Fund is 2.2 and is classified as "Very Low" (source: Lipper). "Very Low" includes funds with VF that are not more than 4.4400. The VF means there is a possibility for the fund in generating an upside return or downside return around this VF. The Volatility Class (VC) is assigned by Lipper based on quintile ranks of VF for qualified funds. VF is subject to monthly revision and VC will be revised every six months. The Fund's portfolio may have changed since this date and there is no guarantee that the Fund will continue to have the same VF or VC in the future. Presently, only funds launched in the market for at least 36 months will display the VF and its VC.

Disclaimer: This fact sheet is prepared for information purposes only. While reasonable care has been taken to ensure that the stated facts are accurate and reasonable, neither Opus Asset Management Sdn Bhd nor its sources guarantee that it is accurate or complete and should not be relied upon as such. This fact sheet is not an offer or invitation to subscribe or purchase of any units. Units of the Fund can only be purchased by Sophisticated Investor ("Investor") as stated in the Information Memorandum and its supplementary(ies) (if any) including other guidelines issued by the Securities Commission Malaysia (SC) from time to time. A copy of the Information Memorandum and its supplementary(ies) (if any), can be obtained from Opus Asset Management Sdn Bhd or from any of our approved distributors. Past performance of Fund is not reflective of future performance and income distribution is not guaranteed. Investors are advised to read and understand the contents of the Information Memorandum and its supplementary(ies) (if any), which have been lodged with the SC who takes no responsibility for its contents, before subscribing to the investment scheme. The Fund may not be suitable for all and if in doubt, Investors should consult a professional adviser. In the event that there is a discrepancy of information between the fact sheet, Information Memorandum and its supplementary(ies) (if any), the information in the Information Memorandum and its supplementary(ies) (if any), shall prevail. Opus Asset Management Sdn Bhd and its employee accept no liability whatsoever for any damages suffered as a result of using, modifying, copying and distributing any information from this fact sheet.